






















Instructions for Use: Decontam Long Sleeve Gloves

Brand Name of Product	Decontam Long Sleeve Gloves									
Generic Name of Product	Sleeve Gloves									
Product Code Number(s)	41250, 41350, 41450, 41550, 41650, 41270, 41570, 41280, 41380, 41480, 41580, 41680									
Intended Use	For the handling and protection of contaminated items in the decontamination area of healthcare facilities.									
Range of Applications for Product	Reprocessing of clinically used items.									
Key Specifications of Product	<ul style="list-style-type: none"> • Fusion of latex-free glove and 6 mil vinyl protective sleeve. • Comfortable, flexible, and lightweight with elastic cuffing. • Available in various thicknesses and sizes: <table border="1" data-bbox="727 611 1377 741"> <thead> <tr> <th>Glove:</th> <th>Code #</th> </tr> </thead> <tbody> <tr> <td>15 mil lined</td> <td>41280, 41380, 41480, 41580, 41680</td> </tr> <tr> <td>11 mil lined</td> <td>41270, 41570</td> </tr> <tr> <td>11 mil unlined</td> <td>41250, 41350, 41450, 41550, 41650</td> </tr> </tbody> </table> 		Glove:	Code #	15 mil lined	41280, 41380, 41480, 41580, 41680	11 mil lined	41270, 41570	11 mil unlined	41250, 41350, 41450, 41550, 41650
Glove:	Code #									
15 mil lined	41280, 41380, 41480, 41580, 41680									
11 mil lined	41270, 41570									
11 mil unlined	41250, 41350, 41450, 41550, 41650									

Shipping & Storage	
Shipping Conditions & Requirements	N/A
Storage Conditions	N/A
Packaging Contents	N/A
Shelf Life	N/A

Instructions for Using Product													
Description of Use(s)	N/A												
Preparation for Use	N/A												
Diagrams (drawings, pictures)	<p style="text-align: center;">DONNING</p> <table border="1" data-bbox="565 1150 1539 1375"> <tr> <td></td> <td></td> <td></td> </tr> <tr> <td style="text-align: center;">1</td> <td style="text-align: center;">2</td> <td style="text-align: center;">3</td> </tr> </table> <p style="text-align: center;">DOFFING</p> <table border="1" data-bbox="565 1465 1539 1766"> <tr> <td></td> <td></td> <td></td> </tr> <tr> <td style="text-align: center;">1</td> <td style="text-align: center;">2</td> <td style="text-align: center;">3</td> </tr> </table>				1	2	3				1	2	3
													
1	2	3											
													
1	2	3											

			
Steps for Use of Product	<p>Donning:</p> <ol style="list-style-type: none"> 1. Grasp the end of the elastic or plain glove cuff and begin gently pulling glove onto hand. 2. When sleeve is half to 3/4 up onto the forearm. <ol style="list-style-type: none"> a. Start pulling gently on the middle part of sleeve. b. Lower part of sleeve so that the hand enters the glove portion. 3. When fingers are in the glove and start to enter the finger portion of the glove: <ol style="list-style-type: none"> a. Release the sleeve portion and start “milking” the glove and glove finger so that your fingers fit thoroughly into the glove. b. At this point, always use the non-seal area of the glove to secure a comfortable fit. <p>Doffing:</p> <ol style="list-style-type: none"> 1. Begin pulling one of the glove’s fingers and thumb until your hand is in in the palm of the glove. (Repeat with the opposite hand.) 2. Grasp and pull the fingers of one of the gloves until the wrist reaches the end of the sleeve. (Repeat with the opposite hand.) <p><i>(Note: The sleeves are ready for removal once both hands reach the elastic cuffs.)</i></p> <ol style="list-style-type: none"> 3. Grasp the inside of the opposite sleeve with the thumb and forefinger to remove both sleeve gloves. 4. Sleeve Gloves are ready to be properly disposed of. 		
Interpretation of Results	N/A		
Contraindications of Test Results	N/A		
Documentation	N/A		
Special Warnings and Cautions	<ul style="list-style-type: none"> ● ⚠ (Prior to donning), carefully inspect the Sleeve Gloves for punctures and cuts. ● Dispose of worn Sleeve Gloves at the end of each workday. ● Sleeve gloves are intended to be worn by one-person for one-day. ● ☠ Treat used Sleeve Gloves as biohazardous. 		
Disposal	Treat used gloves as ☠ biohazard and dispose of them in accordance with facility policy and procedure for contaminated items.		

Reprocessing Instructions	
Point of Use	N/A
Preparation for Decontamination	N/A
Disassembly Instructions	N/A
Cleaning – Manual	N/A
Cleaning – Automated	N/A
Disinfection	N/A
Drying	N/A
Maintenance, Inspection, and Testing	N/A
Reassembly Instructions	N/A
Packaging	N/A
Sterilization	N/A
Storage	N/A
Additional Information	N/A

Related Healthmark Products	N/A
------------------------------------	-----

Other Product Support Documents	PPE Instrument Retrieval Brochure
Reference Documents	N/A
Customer Service Contact	Healthmark, A Getinge company 18600 Malyn Blvd. Fraser, MI 48026 1-586-774-7600 healthmark@hmark.com hmark.com