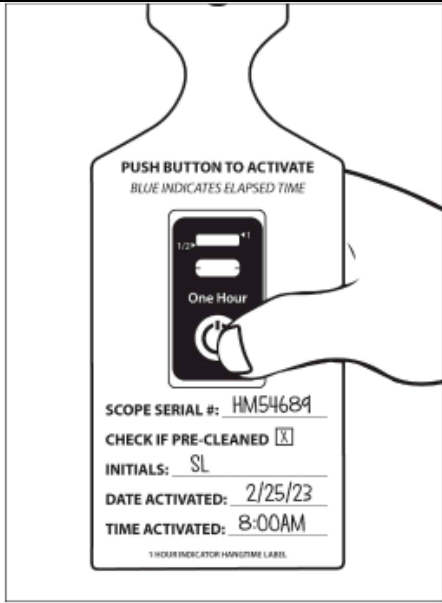



Brand Name of Product	Single-Use 1-Hour Indicator
Generic Name of Product	1-Hour Indicator
Product Code Number(s)	HTK-1H2
Intended Use	To monitor elapsed time and whether predefined elapsed time has been reached.
Range of Applications for Product	N/A
Key Specifications of Product	<ol style="list-style-type: none"> 1. One (1)-hour run-time. 2. Push button activation on top of strip. 3. Non-toxic, latex-free, silicone free, and PVC free. 4. Adhesive is pressure sensitive -40 °C (-40 °F) to 110 °C (230 °F). 5. The 1-hour timeline begins after activation and has an accuracy of ±10%.

Shipping & Storage	
Shipping Conditions & Requirements	N/A
Storage Conditions	Store in a cool, dark environment at room temperature.
Packaging Contents	N/A
Shelf Life	Two (2) years from date of manufacture.

Instructions for Using Product	
Description of Use(s)	To indicate 1-hour of time has elapsed.
Preparation for Use	N/A
Diagrams (drawings, pictures)	<div style="display: flex; justify-content: space-around;"> <div style="text-align: center;">  <p>Figure 1</p> </div> <div style="text-align: center;">  <p>Figure 2</p> </div> </div>

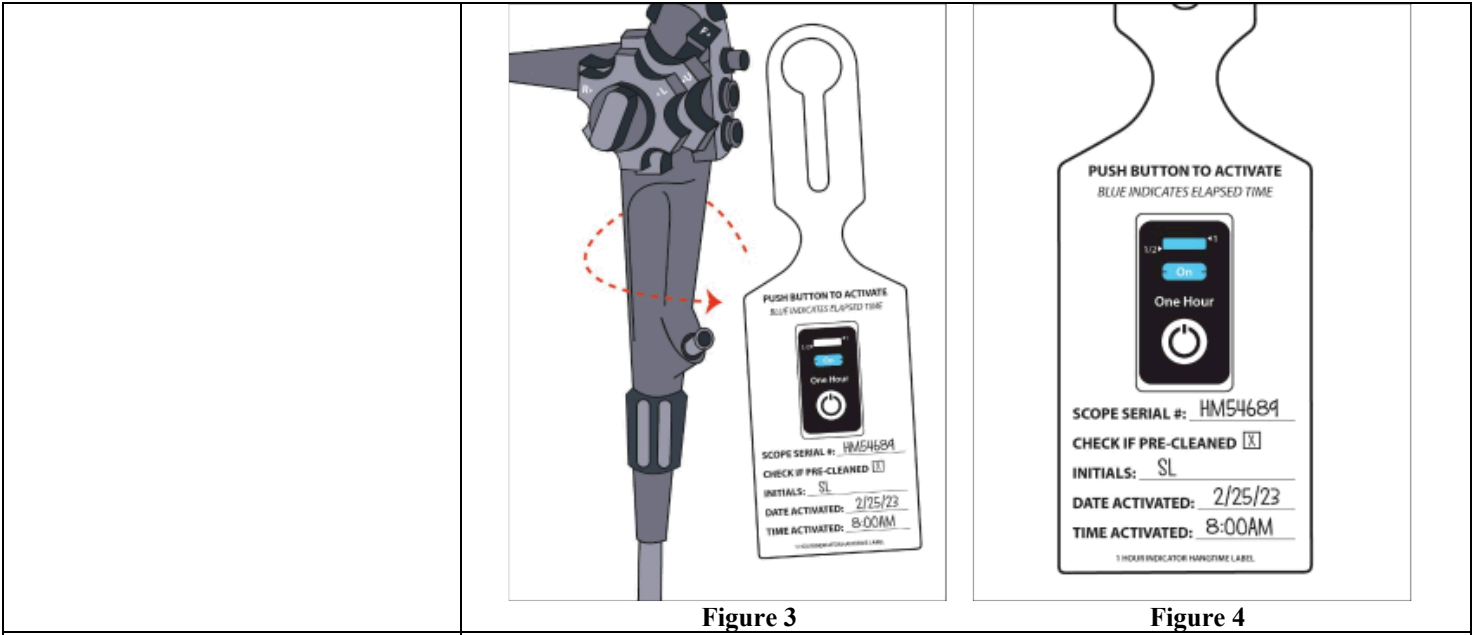


Figure 3

Figure 4

<p>Steps for Use of Product</p>	<ol style="list-style-type: none"> Fill in the information on the designated lines: <ol style="list-style-type: none"> Scope Serial # Check If Pre-Cleaned (mark box accordingly) Initials Date Activated Time Activated. Firmly squeeze the Push Button to activate the Single-Use 1-Hour Indicator with your thumb. (Note: Ensure the button has fully collapsed.) When “On” appears in the blue activation line the indicator has begun logging time. (Fig. 2). (Note: Squeeze the button again if blue activation line does not appear within 2 minutes. [Fig. 1].) Loop the self-looping label to the device. (Fig. 3). The blue dye will have continuous progress showing elapsed time at the half-hour mark and 1-hour mark completion. (Fig. 4). If reprocessing has been delayed beyond the allotted time on the indicator, follow the manufacturer’s policy for delayed reprocessing of the item.
<p>Interpretation of Results</p>	<p>Failure to adequately squeeze the Push Button can slow the progression of the time indicator.</p>
<p>Contraindications of Test Results</p>	<p>N/A</p>
<p>Documentation</p>	<p>N/A</p>
<p>Special Warnings and Cautions</p>	<ul style="list-style-type: none"> Use indoors only. Do not use in high or low-temperature conditions.
<p>Disposal</p>	<p>Single use. Dispose of in compliance with facility policy.</p>

<p style="text-align: center;">Reprocessing Instructions</p>	
<p>Point of Use</p>	<p>N/A</p>
<p>Preparation for Decontamination</p>	<p>N/A</p>
<p>Disassembly Instructions</p>	<p>N/A</p>
<p>Cleaning – Manual</p>	<p>N/A</p>
<p>Cleaning – Automated</p>	<p>N/A</p>
<p>Disinfection</p>	<p>N/A</p>
<p>Drying</p>	<p>N/A</p>
<p>Maintenance, Inspection, and Testing</p>	<p>N/A</p>
<p>Reassembly Instructions</p>	<p>N/A</p>
<p>Packaging</p>	<p>N/A</p>
<p>Sterilization</p>	<p>N/A</p>
<p>Storage</p>	<p>N/A</p>

Additional Information	<ul style="list-style-type: none"> • Single use. • The one 1-hour timeline (after activation has begun) has an accuracy of $\pm 10\%$.
Related Healthmark Products	N/A
Other Product Support Documents	Labeling Brochure, Labeling Price List
Reference Documents	N/A
Customer Service Contact	Healthmark Industries Company, Inc. 18600 Malyn Blvd. Fraser, MI 48026 1-586-774-7600 healthmark@hmark.com hmark.com